

PNP SIMPLIFIED RULES IN THE
APPREHENSION AND INVESTIGATION OF
CHILDREN IN CONFLICT WITH THE LAW



unicef



RULE NO. 1

Introducing Oneself

- Introduce yourself in a friendly manner.
- Show the child your official police ID.



RULE NO. 2

Manner of Apprehending

- Do not attract public attention.
- Do not use handcuffs unless absolutely necessary.
- Do not inflict injury on the child.




RULE NO. 3

Speaking to the Child

- Speak in a language/ dialect understood by the child.
- Read the following:

"You are being taken into custody for the commission of an offense (state the violation). Do you understand?"

"You have the right to remain silent. Do you understand?"



"You have the right to have an independent and competent counsel of your choice. Do you understand?"

"If you cannot afford a lawyer, the government will provide a lawyer to assist you. Do you understand?"

"Anything that you will say will be used against you in any court of law. Do you understand?"



RULE NO. 4

Protecting the Child

- Do not expose the child to the media.
- Do not expose the child to any party familiar with the case.
- Protect the child from possible public humiliation or outrage.



RULE NO. 5

Medical Examination


- Take the child to the nearest government hospital or clinic for medical examination.
- If the victim (of sexual abuse or otherwise) is at the scene, refer her/him to the nearest government hospital or clinic for medical examination.



RULE NO. 6

Documenting the Incident

- Accomplish the intake form and secure necessary information from the child.
- Log incident in a separate logbook for CICL cases.



Intake Form

DATE: _____ TIME: _____

PLACE OF TURN OVER/APPREHENSION:

Nature of Offense: _____

Name of child: _____

Alias: _____ Age: _____

Birth date: _____

Parents/Guardian: _____

Sex/gender: _____ Contact no./s. _____

Disposition _____



RULE NO. 7

Referring the Child to the Social Worker

- Contact the LSWDO or the DSWD and inform her/him of the apprehension of the child.
- Turn over the child to the custody of the LSWDO or the DSWD.



RULE NO. 8

Prohibition Against Lock-Up


- Do not lock up the child in a police cell.



RULE NO. 9

Investigating the Case

- Proceed with the investigation of the case.
- Collect the necessary evidence and testimonies.
- Check the records of the child with other concerned agencies (e.g., NSO, schools, etc.).

- 
- Attach the Affidavit of Apprehension to the request for records checking.
 - For easy reference, maintain a directory of partners.



RULE NO. 10

CICL in the Company of Adult Offender/s

- For cases involving 15 years old and under who committed offense in complicity with or in company of an adult/s, guardian/s, stranger/s etc., file the appropriate case against the adult.

Agency	Number
PNP	
WCCD	
DSWD	
C/MSWDO	
RTC	
MTC	
PROSECUTION OFFICE	
NGOs	

NOTES

Agency	Number
OTHER IMPORTANT NUMBERS	
